
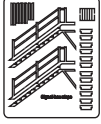
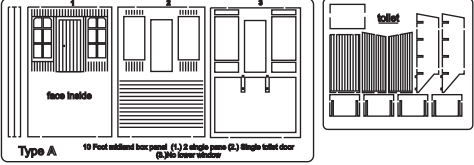

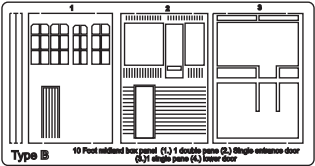
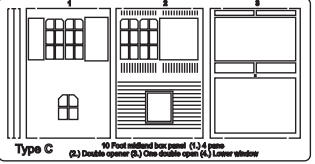
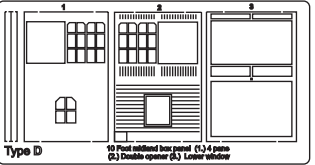
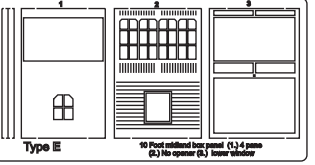
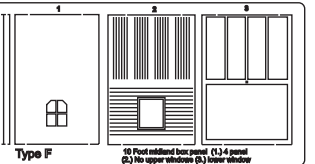


Midland Railway Signal Box Kit And Additional Parts

<p>20 foot Midland Railway signal box kit.</p> <p>A fully detailed kit of a standard 20 foot x 10 foot Midland Railway signal box. The kit includes 6 standard panels, internal structure, glazing, self adhesive roofing tiles, steps, walkways and railings. Full instructions are also included.</p>	 <p>OO-MRBOX</p>	<p>£84.00</p>
<p>Signal box steps</p> <p>Detailed steps for signal boxes. Great for detailing your existing signal box or any building that needs steps. They can be easily customised to fit any space.</p>	 <p>OO-STEPS01</p>	<p>£9.50</p>
<p>Add-on kit for Midland railway box. Type A</p> <p>This can be bought as an extra to the above kit adding a toilet block panel to the signal box.</p>	 <p>Type A</p> <p>10 Foot midland box panel (1.) 2 single panels (2.) Single toilet door (3.) 2 lower windows</p>	<p>£15.00</p>
<p>Individual window glazing panels for Midland Railway signal box.</p> <p>Made in .5mm clear Perspex</p>	 <p>clear window glazing</p>	<p>£14.00</p>
<p>Standard panel Type B</p> <p>10 Foot midland box panel (1.) 1 double window (2.) Single entrance door (3.) 1 single window (4.) lower door</p>	 <p>Type B</p> <p>10 Foot midland box panel (1.) 1 double pane (2.) Single entrance door (3.) 1 single pane (4.) lower door</p>	<p>You can purchase panels in any combination of 1, 2, 4, or 6.</p> <p>The cost of one panel is £15</p> <p>The cost of two panels is £28</p> <p>The cost of four panels is £40</p> <p>The cost of six panels is £50</p>
<p>Standard panel Type C</p> <p>10 Foot midland box panel (1.) 4 window (2.) Closed double opener window (3.) One double open window (4.) Lower window</p>	 <p>Type C</p> <p>10 Foot midland box panel (1.) 4 pane (2.) Double opener (3.) One double open (4.) Lower window</p>	
<p>Standard panel Type D</p> <p>10 Foot midland box panel (1.) 4 window (2.) Closed double opener (3.) Lower window</p>	 <p>Type D</p> <p>10 Foot midland box panel (1.) 4 pane (2.) Double opener (3.) Lower window</p>	
<p>Standard panel Type E</p> <p>10 Foot midland box panel (1.) 4 window (2.) No opener (3.) lower window</p>	 <p>Type E</p> <p>10 Foot midland box panel (1.) 4 pane (2.) No opener (3.) lower window</p>	
<p>Standard panel Type F</p> <p>10 Foot midland box panel (1.) 4 in-fill panels, vertical boarding (2.) No upper windows (3.) lower window</p>	 <p>Type F</p> <p>10 Foot midland box panel (1.) 4 panel (2.) No upper windows (3.) lower window</p>	

<p>York Modelmaking Unit 13 The Bull Centre Stockton-on-the-Forest York YO32 9LE</p>	<p>Contact details</p> <p>Tel: 01904 400358 Email: laser@yorkmodelrail.com Web site: www.yorkmodelrail.com</p>	<p>Please make cheques payable to York Modelmaking. Please add £3.00 for p&p</p> <p>For delivery outside the UK please request a quotation before sending payment.</p>
--	---	--